






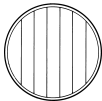
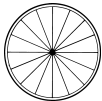

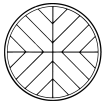

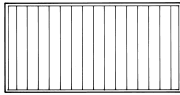
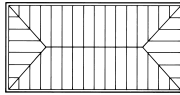


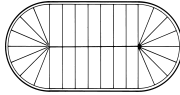

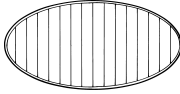
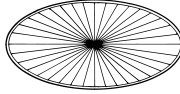
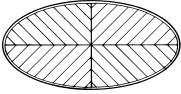

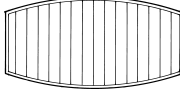



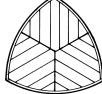





# Standard Table Shapes & Top Veneer Configurations Available

Table Shape	Top Veneer Grain Configurations				
<b>Square</b>	Balanced and Bookmatched	Reverse Diamond	Diamond	Diagonal Diamond	Diagonal Reverse Diamond
					
<b>Round</b>	Balanced and Bookmatched	Sunburst	Diamond	Reverse Diamond	
					
<b>Rectangular</b>	Balanced and Bookmatched		Reverse Diamond/ Book and Butt Matched		
					
<b>Racetrack</b>	Balanced and Bookmatched		Sunburst/Book and Butt Matched		
					
<b>Oval</b>	Balanced and Bookmatched		Sunburst	Reverse Diamond	
					
<b>Boatshaped</b>	Balanced and Bookmatched		Reverse Diamond/ Book and Butt Matched		
					
<b>Triad Top</b>	Balanced and Bookmatched		Reverse Diamond	Diamond	
					

Custom Table Shapes & Top Veneer Configurations are available upon request.

## Standard Edge Details Available

### Type A Edge Details



Square Edge  
1 1/2" Thick



Manhattan Edge  
1 1/4" Thick



Single Bullnose Edge  
1 1/2" Thick



Cambridge Edge  
1 1/2" Thick



Waterfall Edge  
1 1/2" Thick



Cranbrook Edge  
1 1/2" Thick



Knife Edge  
1 1/2" Thick



Philadelphia Edge  
1 1/2" Thick



Classic Edge  
1 1/2" Thick



Small Ogee Edge  
1 1/2" Thick

### Type B Edge Details



Double Bullnose Edge  
1 1/2" Thick



Ruhlman Edge  
1 1/2" Thick



Traditional Edge  
2 1/4" Thick



Large Ogee Edge  
2 1/4" Thick

### Type C Edge Details



Triple Bullnose Edge  
2 1/4" Thick



English Edge  
2 1/4" Thick

## Standard Finishes Available

### Group 1 Finishes

### Finish Number

Ash/Open Pore

CMD-W01

Light Oak/Open Pore

CMD-W02

Medium Oak/Open Pore

CMD-W03

Mahogany/Open Pore

CMD-W11

Dark Walnut/Open Pore

CMD-W12

Mahogany/Semi-Open Pore

CMD-W17

Walnut/Semi-Open Pore

CMD-W18

### Group 2 Finishes

### Finish Number

Light Oak/Full Satin

CMD-W04

Medium Oak/Full Satin

CMD-W05

English Brown Oak/Open Pore

CMD-W06

Black Wax/Open Pore

CMD-W08

Walnut/Full Satin

CMD-W09

Mahogany/Full Satin

CMD-W10

Dark English Oak/Open Pore

CMD-W13

Cherry/Full Satin

CMD-W14

Mahogany on Cherry/Full Satin

CMD-W19

Walnut on Cherry/Full Satin

CMD-W20

Natural Cherry

CMD-W25

Natural Maple

CMD-W26

### Group 2 Finishes

### Finish Number

Birds Eye Maple/Full Satin

CMD-W15 · Veneer Only

Mink/Full Satin on Cherry

CMD-W16

Black Satin on Cherry

CMD-W21

Ribbon Cut Mahogany/Full Satin

CMD-W22 · Veneer Only

Anigre - Natural/Full Satin

CMD-W23 · Veneer Only

Anigre - Mahogany/Full Satin

CMD-W24 · Veneer Only

Fiddleback Makore/Full Satin

CMD-W27 · Veneer Only

Custom Edge Details  
are available upon request.

Custom Finishes  
are available upon request.

# McMurray



## *Classic Conference Tables*



Quality To Last A Lifetime

